

Graduate Students Public Transportation

Author & Speaker: Wei Zhao

GSA VP Services

Sep. 9th 2021





Graduate Students Association

The GSA of McMaster University advocates for the needs of the collective, acts as a resource, and provides support and services that improve the graduate student experience.

Overview

- The Hamilton bus is operated by Hamilton Street Railway (HSR)
- Most students take bus for daily transportation
- Most graduate students pay nearly \$300 for the annual HSR bus pass.
 - We don't need to pay any extra fee when boarding Hamilton bus.

Account Detail for 2021 Fall term

Charges	Amount
Tuition - Graduate Visa	\$2,102.40
Supplementary	
GSA - Dental Insurance Plan	\$199.47
GSA - H.S.R. Bus Pass	\$288.55
GSA - Health Insurance Plan	\$217.00
GSA - Operational Fee	\$65.00
GSA - Student Assistance	\$6.00
UNI-Athletics & Rec Activity	\$97.61
UNI-Sports Complex Building	\$39.84
UNI-Student Wellness Centre	\$110.82
UNI-Transcripts/Letters/Certs.	\$7.73
Total Supplementary	\$1,032.02
Other	
UHIP	\$756.00
Total Other Charges	\$756.00
Total All Charges	\$3,890.42

Syllabus

- I. Presto Card
- II. Hamilton Bus
- III. Go Transit
- IV. Other Public Transportation System
- V. Taxi
- VI. Bike Share
- VII. Other Tricks

I. Presto Card

Introduction

- Presto is a general transportation payment system operated by Metrolinx.
- Presto Card is the most important part for customers to use this system.
- Most public transportations in the Great Toronto & Hamilton Area support it.
 - City bus: Toronto, Hamilton, Brampton, Burlington, Durham, Mississauga, Oakville, York
 - Coach: Go Bus, Go Train and UP Express
- From 2017, McMaster University distributes Presto Card to students.
- Students should load the bus pass voucher code in the Card, then board the HSR bus without topping up it.



I. Presto Card

Eligibility

- Who can get the voucher code for Presto Card
 - Full time Graduate students
- Who cannot get the voucher code for Presto Card
 - Part-Time Graduate Students (Including Visiting students)
 - MBA (all)
 - Divinity (all)
- Note: For those who cannot get the voucher code, you need to pay for each trip on Hamilton bus. Please refer to <https://www.hamilton.ca/hsr-bus-schedules-fares>
 - Cash: \$3.25
 - Presto Card: \$2.55

I. Presto Card

Obtain the Presto Card

- Fee: \$6
- You can purchase a card in McMaster Campus Store (Gilmour Hall B101)
- You can also buy one in Shoppers Drug Mart or Vending Machine. Please refer to <https://www.prestocard.ca/en/about/get-a-presto-card>.

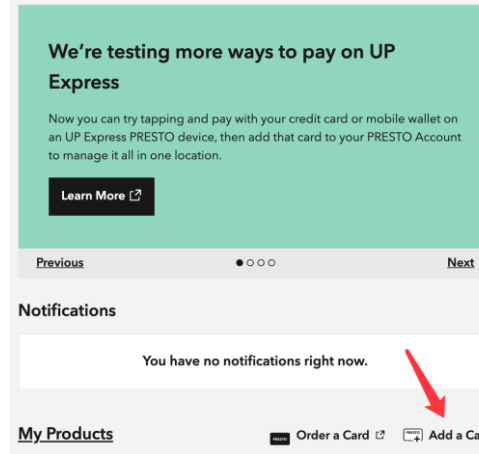
I. Presto Card

Register Presto Card

- You must register your new Presto Card online after you got it.
 - Website: <https://www.prestocard.ca/en/>
 - Activation: <https://www.prestocard.ca/en/activate-card>
- Register an account on the official website, then link your new Presto Card to it.



Dashboard



I. Presto Card

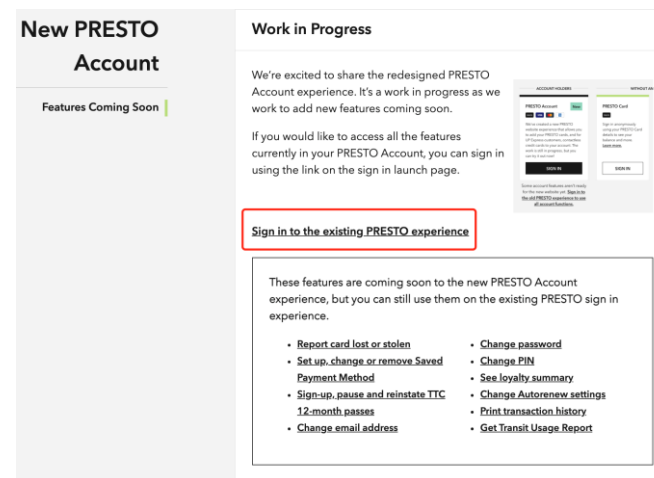
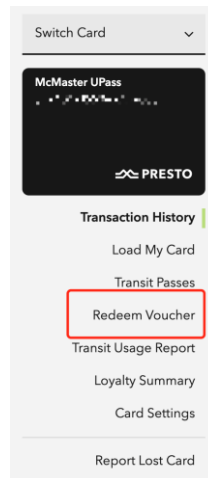
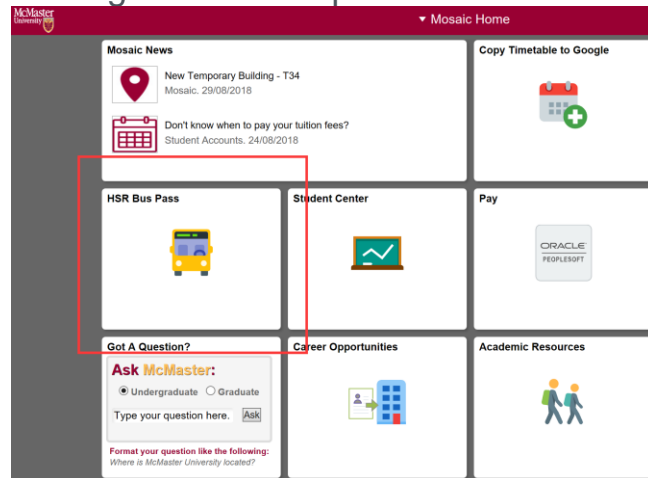
Load Voucher Code

- The voucher code must be loaded into the Presto card to use the HSR bus pass.

Step 1: login to Mosaic, click “HSR Bus pass” tile. Then, copy voucher code.

Step 2: login to your account on Presto website, find your linked Presto Card, then click “Redeem Voucher”.

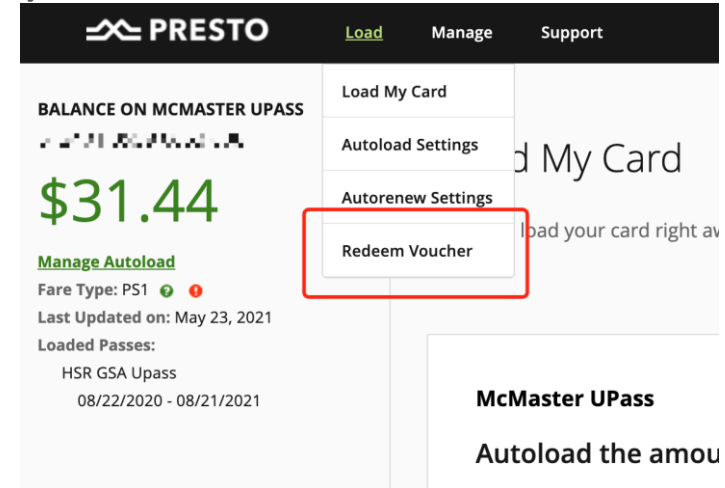
Step 3: if some features of the new Presto website are still under construction, please click “Sign in to the existing PRESTO experience” to transfer back to the old version.



I. Presto Card

Load Voucher Code

- On old-version website, click “Load” -> “Redeem Voucher”, and put your voucher code in it.



- Note:
 - Voucher code may take up to 48 hours to take effect.
 - You must tap the card on any HSR bus at least 1 time within 30 days.
 - All the new students and returning students must load or reload the new voucher code at the beginning of each academic year.

I. Presto Card

Use

- Just tap your Presto Card on a Presto machine located near the front door of a bus.
- The Presto machine can detect the bus pass automatically and will not charge any fee (For Hamilton bus only).
 - If you use Presto Card on a non-Hamilton bus system, relative fee will be applied.
- Presto Card can only be used by one people at one time.
 - You cannot tap for more than 1 time on the Presto machine.
 - You can let other people to buy tickets first or use cash.



I. Presto Card

Mobile App

- You can use Presto mobile app to query the history activities, payments, and even top up the card.
- Website: <https://www.prestocard.ca/en/about/presto-app>
- iOS: <https://apps.apple.com/ca/app/presto/id1437927882>
- Android: <https://play.google.com/store/apps/details?id=com.metrolinx.presto.android.consumerapp>
- Note: it still cannot replace the real Presto Card.

I. Presto Card

Top Up

- Method 1: Top up with Presto mobile app.
- Method 2: Top up on Presto website. You can also setup auto reload.
- Method 3: Go to Go Center (Terminal of the Go bus). Let the staff help you.

- Note: if you use method 2, you may not use it instantly. It may take up to 24 hours to finish the transaction.

I. Presto Card

Triplinx Mobile App

- Triplinx mobile app is created by Metrolinx, which can be used for trip planning on public transportations in the Great Toronto & Hamilton Area.
- All the public transportations that support Presto are considered by this app.
- Website: <https://www.triplinx.ca/>
- iOS: <https://itunes.apple.com/us/app/triplinx-2-0/id1226529747>
- Android: <https://play.google.com/store/apps/details?id=ca.metrolinx.triplinx>

II. Hamilton Bus

Introduction

- Hamilton bus is the bus system in Hamilton operated by Hamilton Street Railway (HSR).
- Our graduate students do not need to pay extra fee when boarding this bus due to the bus pass.



September 8, 2009: Photographed by Jason R. Nason HSR - 933 "New Flyer DE60LFR"



II. Hamilton Bus

Official Resources

- Website: <https://www.hamilton.ca/hsr-bus-schedules-fares>
- HSR bus system map: http://www2.hamilton.ca/NR/rdonlyres/492E4A3F-A8EB-4172-8A4F-FD5953EA8039/0/HSR_SystemMap_Layout.pdf
- Real time bus map: <https://hsrnow.hamilton.ca/#/app/tripplanning>

II. Hamilton Bus

Fare

- Graduate Students: Free due to the bus pass
- Normal fee per trip for adults without bus pass:
 - Presto Card: \$2.55
 - Ticket: <https://www.hamilton.ca/hsr-bus-schedules-fares/fares/hsr-ticket-vendors>
 - Cash: \$3.25
- Monthly bus pass for adults without bus pass: \$112.20

The screenshot shows the Hamilton Transit Passes website. On the left is a sidebar menu with options: Switch Card, Transaction History, Load My Card, Transit Passes (highlighted), Redeem Voucher, Transit Usage Report, Loyalty Summary, Card Settings, and Report Lost Card. The main content area is titled 'Transit Passes' and displays a user's PRESTO card for 'Wei Zhao' with a balance of \$5.68 and Autoload set to ON. Below this, it says 'Add a transit pass to your PRESTO Card' and 'Select a Transit Agency' with a dropdown menu showing 'Hamilton Street Railway'. A pass option is shown: 'Hamilton Adult Monthly Pass' for '1 Sep 2021 - 30 Sep 2021' at a price of '\$112.20'. An 'ADD TO CART' button is at the bottom right of the pass option.

II. Hamilton Bus

Bus Stop

- The Hamilton bus stop is very simple. Usually, a yellow plate with a white bus logo in the middle.
- Most of the plates may not show the name of the bus stop or which bus will stop here. You need to use Google map or other apps for help.



September 8, 2009: Photographed by Jason R. Nason HSR - 933 "New Flyer DE60LFR"



II. Hamilton Bus

Tricks

- Highly recommend to look up the schedule before you go to the bus stop.
 - Usually, buses run every half an hour at night or weekends.
- Press the red “STOP” button or pull the string near the window to signal the bus driver that you are going to get off at next stop.



II. Hamilton Bus

Frequently Used Buses

- Please refer to the introduction on official website: <https://www.hamilton.ca/hsr-bus-schedules-fares/schedule-routes-maps/pdf-bus-schedules>
- Route 5: There are 9 kinds of Route 5. Their routes are slightly different around McMaster campus.
 - Westwards
 - 5C: King St. -> Sterling St. -> Through campus -> Emerson St
 - 51: Similar to 5C
 - 52: Main St. -> South gate of campus -> Main St. -> Dundas
 - Eastwards
 - 5A: Similar to 5C
 - 5E: Similar to 52
 - Downtown Main & MacNab: Similar to 5E
- Route 1 (1 A Line): King St. -> Sterling St. -> Through campus -> Main St. -> Dundas
- Route 10 (B Line Express): MAIN at OSLER (MAIN at EWEN), Emerson / Main, MAIN / LONGWOOD.

II. Hamilton Bus

Bike on Bus

- You can put your bike on the front rack of a bus.
- Official introduction: <https://www.hamilton.ca/hsr-bus-schedules-fares/riding-hsr/bikes-buses-program>
- An introduction video: <https://www.youtube.com/watch?v=ZmlkxR2rvpg>



September 8, 2009: Photographed by Jason R. Nason HSR - 933 "New Flyer DE60LFR"



III. Go Transit

Introduction

- Go transit, a company also belonging to Metrolinx, operates couch bus and trains in the Great Toronto & Hamilton Area.
- All the buses and trains are started from Toronto and travel to neighboring cities (including Hamilton).
 - Go Bus: the coach buses
 - Go Train: the trains



III. Go Transit

Official Resources

- Official website: <http://www.gotransit.com/>
- Schedule: <https://www.gotransit.com/en/trip-planning/seeschedules/full-schedules>
- System map: <https://www.gotransit.com/en/trip-planning/system-and-route-map>

III. Go Transit

Fare

- Fare estimator: <http://www.gotransit.com/publicroot/en/fares/farecalculator.aspx>
- The fee is calculated based on travel distance. The longer distance you are on the bus or train, the more money it will cost.
 - It will cost \$10~15 from Hamilton to Mississauga or Toronto.
- Payment: You can use Presto Card or cash to pay the fee
 - Cash: the original price
 - Presto Card (normal adult): 15.7% off compared with original price.
 - Presto Card (with voucher code): 22.5% off compared with original price.
 - After loading voucher code, the card type becomes PS1 (Post Secondary)
- Transfer between Go transit and local city transit has some discounts. Please refer to <https://www.prestocard.ca/en/about/paying-for-transit>
 - If you take Go Bus to Toronto, you don't need to pay for the full Toronto bus fee in 3 hours.

III. Go Transit

Bus Stop

- Go Bus: You can get on in Go Center (the Go transit terminal) or local bus stops on the way.
- Go Train: Only in Go Center



III. Go Transit

Tricks

- Similar to Hamilton bus, you should look up the schedule before going to the bus stop; you should signal the driver by pushing the red button.
- **You must tap the Presto Card again when getting off.** Otherwise, the system will assume you get off at the end of the route by default.

III. Go Transit

Frequently Used Buses

- Route 16 (Hamilton/Toronto Express Bus): Directly travel between Hamilton and Toronto without stopping at any city in between.
- Route 47: Between Hamilton and Mississauga (Square One Shopping Centre)
- Route 40: Between Hamilton and Toronto Pearson Airport

III. Go Transit

Frequently Used Train

- Route 18 (Lakeshore West): Between Hamilton and Toronto and stop at each city in between.
- It only has 8 slots per weekday (Note: check the updated schedule, may have more slots now):
 - morning: 05:48, 06:18, 06:48, 07:18
 - evening: 16:30, 17:00, 17:30, 18:00



III. Go Transit

Union Pearson Express

- Union Pearson Express (UP Express), a company also belonging to Metrolinx, operates a train traveling from Toronto Union Station and Toronto Pearson Airport.
- Website: <https://www.upexpress.com/>
- Pearson Airport: <https://www.torontopearson.com/en/transportation-and-parking/up-express>
- Schedule: <https://www.torontopearson.com/en/whats-happening/stories/up-express-schedule>
- Fare: <https://www.upexpress.com/Tickets/Fares>
- Note: It also stops at Bloor Station and Weston Station.



IV. Other Public Transportation System

Toronto Transit Commission

- Toronto Transit Commission (TTC) is the public transportation system in Toronto.
- It operates buses, subways, streetcars.
- Website: <http://www.ttc.ca/>
- Fare: http://www.ttc.ca/Fares_and_passes/Prices/Prices.jsp
- Discount if getting off from Go transit then boarding TTC: <https://www.prestocard.ca/en/about/paying-for-transit>



IV. Other Public Transportation System

Burlington Transit

- Website: <http://www.burlingtontransit.ca/>
- Schedule: <https://www.burlingtontransit.ca/en/schedules-and-maps/Schedules.aspx>
- Frequently used buses:
 - Route 101 (PLAINS EXPRESS): It travels on Plains Road and one of its terminal is at Jackson Square in Hamilton.
 - Route 1 or 1X: Same route as 101. But it has much more stops on the way.
- Fare: <https://www.burlingtontransit.ca/en/fares/Fares.aspx>
- Discount if getting off from Go transit then boarding Burlington Transit:
<https://www.prestocard.ca/en/about/paying-for-transit>



IV. Other Public Transportation System

VIA

- A train travel across Canada. It can go to Ottawa or eastmost province, Vancouver on the west.
- Website: <http://www.viarail.ca/en>
- Mobile app:
 - iOS: <https://itunes.apple.com/ca/app/via-rail/id1023455499?ls=1&mt=8>
 - Android: <https://play.google.com/store/apps/details?id=com.viarail.reservia>
- Stations: <https://www.viarail.ca/en/plan-your-trip/find-a-station>
 - Hamilton station: <https://www.viarail.ca/en/explore-our-destinations/stations/hamilton>



V. Taxi

Hamilton Cab

- Hamilton Cab is a local taxi system in Hamilton.
- You can also take it to Toronto Pearson Airport.
- Website: <http://www.hamiltoncab.com/>
- You must book it through mobile app:
 - iOS: <https://itunes.apple.com/ca/app/hamilton-cab/id1209125752?mt=8>
 - Android: <https://play.google.com/store/apps/details?id=com.limolabs.hamiltoncab>
- Fare: <http://www.hamiltoncab.com/rates/>

Hamilton Cab

V. Taxi

Blue Line Taxi

- Website: <http://525blue.com/>
- You must book it through mobile app:
 - iOS: <https://itunes.apple.com/ca/app/blue-line-taxi-hamilton-on/id1048995392?mt=8>
 - Android: <https://play.google.com/store/apps/developer?id=Blue+Line+Taxi+Hamilton>



V. Taxi

Uber

- Website: <https://www.uber.com/en/ca/>
- You must book it through mobile app:
 - iOS: <https://itunes.apple.com/app/uber/id368677368?mt=8>
 - Android: <https://play.google.com/store/apps/details?id=com.ubercab>
- Fare estimator: <https://www.uber.com/ca/en/price-estimate/>

Uber

V. Taxi

Tricks

- Before you choose a taxi, you can estimate the fare from all the 3 taxi mobile apps. Then choose the lowest one.
- Usually, Hamilton Cab has the lowest price.

VI. Bike Share

Social Bicycles

- Social Bicycles (SoBi) provides bike share services over the world.
- In Hamilton, the SoBi stations are located in downtown and McMater.
- Website: <https://hamilton.socialbicycles.com/>
- Mobile app:
 - iOS: <https://apps.apple.com/app/apple-store/id641497286>
 - Android: <https://play.google.com/store/apps/details?id=com.socialbicycles.app>
- Discount for students: <https://hamilton.socialbicycles.com/#memberships>




15¢ / PER MINUTE *HST	\$20 / MONTHLY *HST	\$100 / 6-MONTHS *HST
PAY AS YOU GO	MONTHLY USER	SEASONAL SUPPORTER
<small>*PREFILL OF \$10 IS REQUIRED TO VALIDATE CREDIT CARD AND WILL BE APPLIED AS RIDE CREDIT TO YOUR ACCOUNT.</small>		
CHOOSE THIS PLAN	CHOOSE THIS PLAN	CHOOSE THIS PLAN
PAY WITH A PREPAID CARD	ARE YOU A MAC STUDENT?	SUBSIDIZED OPTIONS

VII. Other Tricks

Transit App

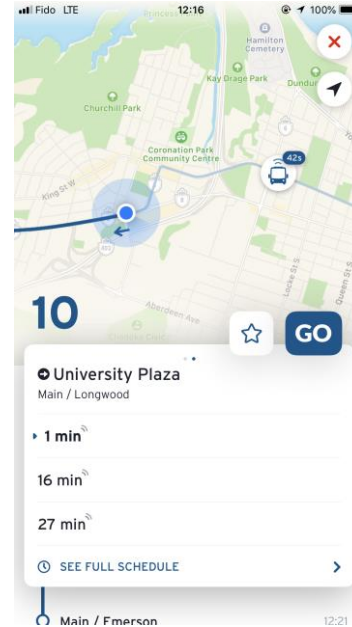
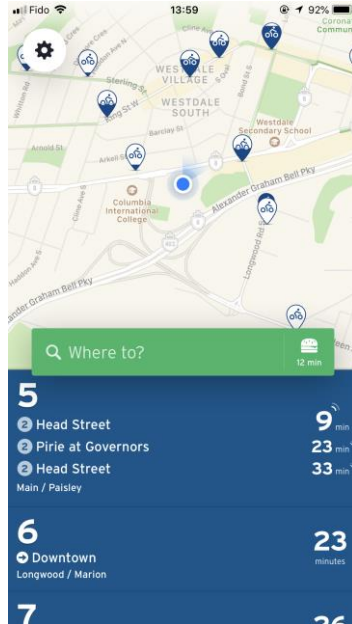
- You can use Transit app to look up the schedule and real-time information of buses.
- Mobile app:
 - iOS: <https://apps.apple.com/app/apple-store/id498151501>
 - Android: <https://play.google.com/store/apps/details?id=com.thetransitapp.droid>



VII. Other Tricks

Transit App

- The app can show you the nearby buses, schedules and bus stops.
- If you click a bus, it can show its real-time location and schedule.





Question?

A scenic autumn campus scene. On the left, a large, multi-story building is covered in ivy, with several windows visible. In the foreground, a grassy lawn is covered with fallen golden-brown leaves. A group of about six students are sitting on the lawn, some leaning against a large tree on the right. A bicycle is parked near them. The background shows more trees with vibrant autumn foliage and a clear sky. A large, semi-transparent purple circle is overlaid on the right side of the image, containing the text "Thank you!".

**Thank
you!**